



# Applying for College Financial Aid

What you need to know about FAFSA...



# Welcome!

**Glenda Lewis**



**Facilitator**

**Christine Tanguay**



**Chat Moderator**



# Together, we will...

---



- Review the electronic version of the **Free Application for Federal Student Aid (FAFSA)**
- Identify the **information needed** to complete the form
- Discuss **Q & A** about the process





---

# What does FAFSA stand for?



- Free Application for Federal Student Aid
- It became available on October 1st for students who will be attending trade school, community college, or a university during the 23-24 school year.



# Ways to fill out the FAFSA Form...



Online at  
[fafsa.gov](https://fafsa.gov)



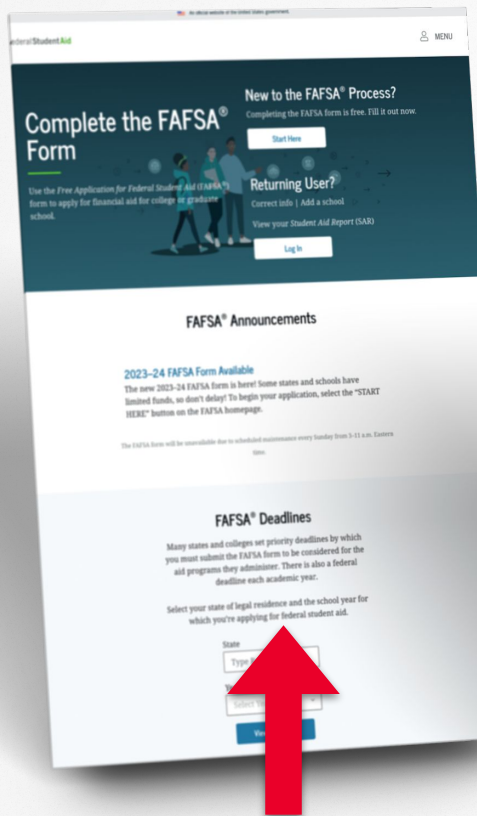
By  
Mail



On Your  
Phone  
**NO!**

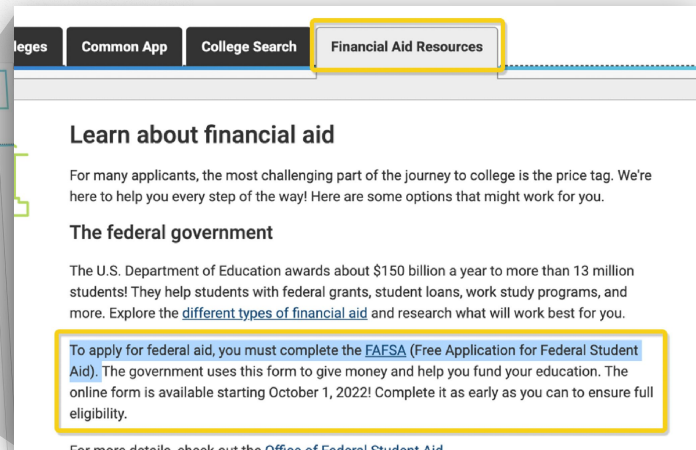
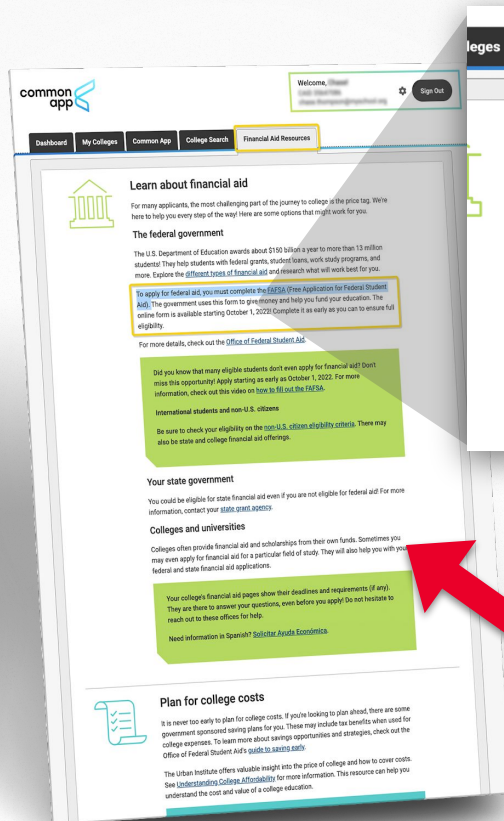


# Where do I access the FAFSA form?



FAFSA Website:

<https://studentaid.gov/h/apply-for-aid/fafsa>



Or you may also access this same page directly from the **Common App**



# FAFSA Simplification Changes Happening Now

## FAFSA 2023-24

Subsidized Usage Limit Applies (SULA) rules are no longer in effect.

Male students no longer have to register for Selective Service to qualify for federal financial aid.

The FAFSA will not ask students about prior drug convictions.





# 7 THINGS

You Need  
Before You  
Fill Out the  
FAFSA Form

1. Your **FSA ID**
2. Your **Social Security Number**
3. Your **Driver's License Number**
4. Your **Federal Income Tax Return**
5. Records of Your **Untaxed Income**
6. Records of Your **Assets (Money)**
7. **List of School(s)** You're Interested in Attending



# 3 FAFSA DEADLINES

you must know...



## COLLEGE

Your school might have its own financial aid program.

Ask the schools that you're applying to or visit their financial aid website.



## STATE

Go to [fafsa.gov](https://fafsa.gov) and scroll down until you see **FAFSA deadlines**.

Use the text boxes to select state and academic year.



## FEDERAL

The deadline comes **at the end of the academic year**.

For the 2022-23 academic year, the deadline is:

**June 30, 2023**





FAFSA is the starting point for financial aid.

**It is provided by the U.S. Department of Education**

## The FAFSA determines “need”

The information you report on the FAFSA is used to calculate the **EFC**.

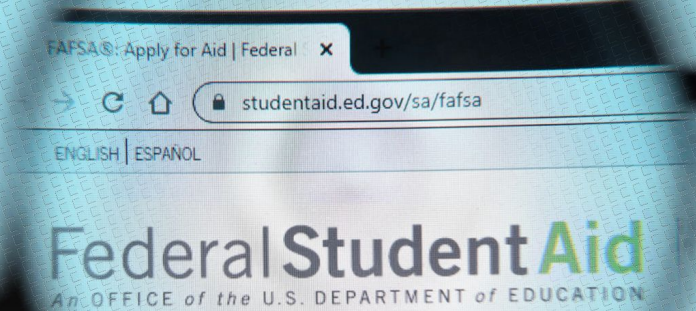
**EFC is an index number** that is used to determine how much financial aid you would receive.

*(i.e. whether or not you're eligible for federal-backed grants or loans)*



# FIRST STEP

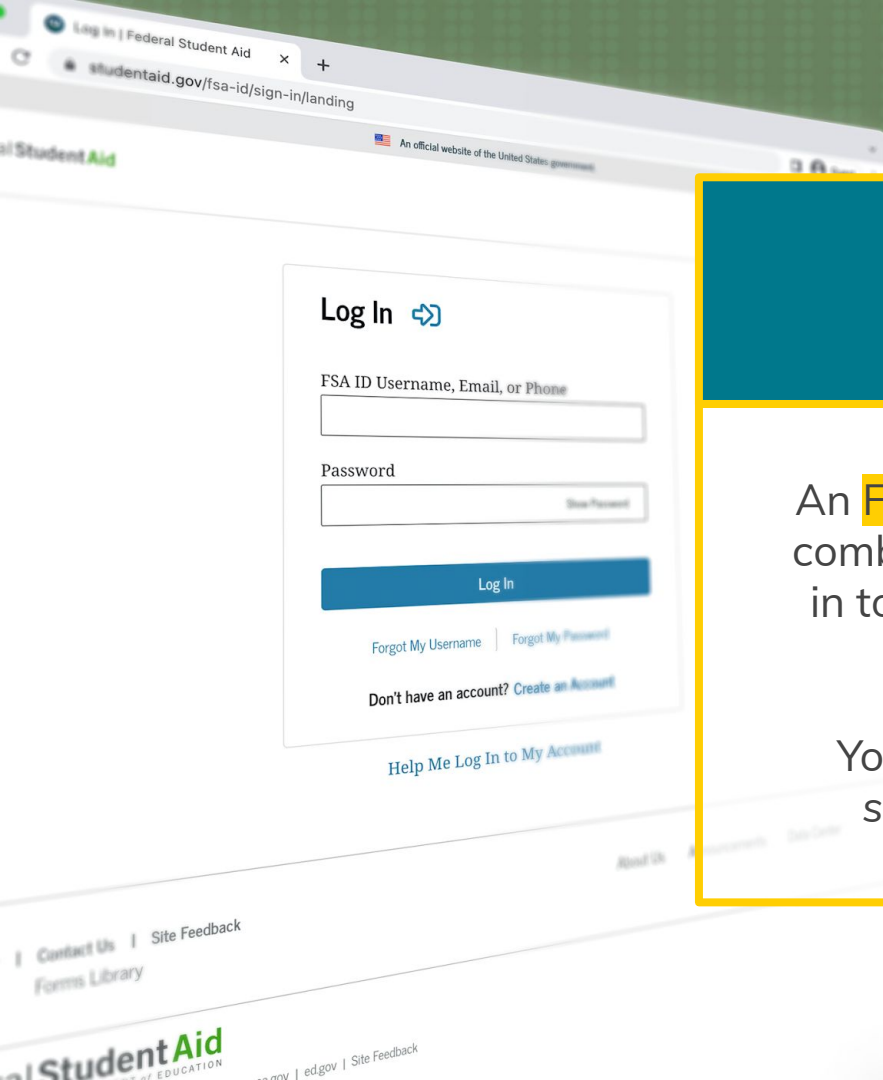
Filling out the FAFSA form is the **first step** in getting financial aid.



The FAFSA form helps get access to need-based financial aid such as:

- Federal grants
- Federal student loans
- Federal work-study
- State grants & scholarships
- Institutional grants & Scholarships
- Grants & scholarships from other organizations





# FSA ID

\*noun.

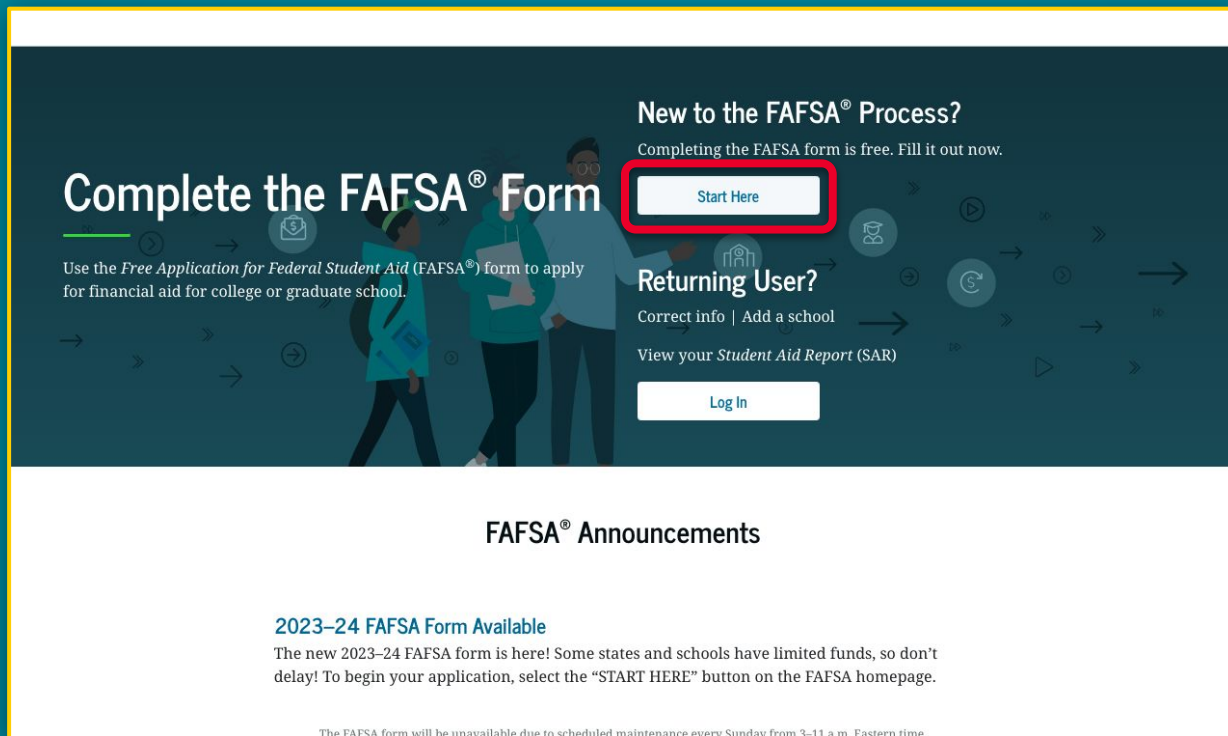
An **FSA ID** is simply a username and password combination, which can be used to securely log in to **U.S. Department of Education** websites like **fafsa.gov**.

You (and your parent if you're a dependent student) should create an **FSA ID** ASAP.

\*FSA = Federal Student Aid



# Filling Out The Form...



The image shows a screenshot of the FAFSA homepage. The top section is a dark blue banner with white text and icons. On the left, it says 'Complete the FAFSA® Form' with a green underline. Below this, it says 'Use the Free Application for Federal Student Aid (FAFSA®) form to apply for financial aid for college or graduate school.' In the center, there is an illustration of three students walking. On the right, there are two main sections: 'New to the FAFSA® Process?' with a 'Start Here' button (highlighted with a red rectangle) and 'Returning User?' with a 'Log In' button. Below the banner, there is a white section titled 'FAFSA® Announcements'. Under this title, there is a link '2023-24 FAFSA Form Available' and a paragraph of text. At the bottom, there is a small line of text about scheduled maintenance.

## Complete the FAFSA® Form

Use the *Free Application for Federal Student Aid* (FAFSA®) form to apply for financial aid for college or graduate school.

### New to the FAFSA® Process?

Completing the FAFSA form is free. Fill it out now.

[Start Here](#)

### Returning User?

[Correct info](#) | [Add a school](#)

[View your \*Student Aid Report\* \(SAR\)](#)

[Log In](#)

## FAFSA® Announcements

### 2023-24 FAFSA Form Available

The new 2023-24 FAFSA form is here! Some states and schools have limited funds, so don't delay! To begin your application, select the "START HERE" button on the FAFSA homepage.

The FAFSA form will be unavailable due to scheduled maintenance every Sunday from 3-11 a.m. Eastern time.



# Filling Out The Form...

## Welcome to the FAFSA® Form

### Tell us about yourself.

[? Help](#)[Exit FAFSA Form](#)

☐ I am a student and want to access the FAFSA form.



☒ I am a parent filling out a FAFSA form for a student.



☐ I am a preparer helping a student fill out his or her FAFSA form.



☒ I am a parent filling out a FAFSA form for a student.



### Enter the student's personal identifiers.

Enter the student's information below to link you to the FAFSA form. [Get help for parents](#)

Student's First Name

Student's Full Last Name

Student's Date of Birth

Month	Day	Year
<input type="text"/>	<input type="text"/>	<input type="text"/>

Student's Social Security Number

*If the student does not have a Social Security number because he or she is a citizen of a trust territory and this is his or her first time filling out the FAFSA form, enter 666 in this field.*

*If the student is a returning trust territory student who has previously submitted the FAFSA form, enter the entire 666 number we previously assigned to him or her.*

Continue



# Filling Out The Form...

FederalStudentAid  
AN OFFICE OF THE U.S. DEPARTMENT OF EDUCATION

FAFSA® Form ▾

Loans and Grants ▾

Loan Repayment ▾

Loan Forgiveness ▾

Log In | Create Account

## Create an Account

Whether you're a student, parent, or borrower, you'll need to create your own account to manage the student loan journey.

Get Started


Already have an account? [Log In](#)

### What You Can Use Your Account For

- Filling out the *Free Application for Federal Student Aid* (FAFSA®) form
- Signing your *Master Promissory Note* (MPN)
- Applying for repayment plans
- Completing loan counseling
- Using the *Public Service Loan Forgiveness Help Tool*

### What You'll Need

- Social Security number
- Your own mobile phone number and/or email address



# Filling Out The Form...

## Fill out your FAFSA form!

To receive federal student financial aid, you need to fill out a FAFSA form every school year. Let's get started.

### For which school year are you applying for financial aid?

If you are applying for a summer session or just don't know which application to complete, check with the college you are planning to attend.

Which school year should I choose?

Start 2023–24 FAFSA Form

or

Start 2022–23 FAFSA Form

## 2023–24 FAFSA® Form

Help

Exit FAFSA Form

### Start Student's 2023–24 FAFSA® Form

#### Create a save key.

The save key is for temporary use for you or your parent to return and complete this specific FAFSA form.

#### Create a Save Key

\*\*\*\* Show

#### Reenter Save Key

\*\*\*\* Show

Previous

Continue





# Do I Have to Provide My Parents' Information on the FAFSA® Form?



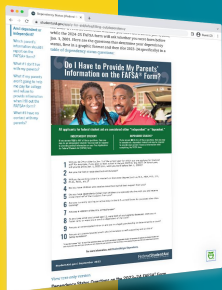
All applicants for federal student aid are considered either “independent” or “dependent.”

## INDEPENDENT STUDENT

If you answer **YES** to ANY of these questions, then you may be an independent student. You may not be required to provide parental information on your Free Application for Federal Student Aid (FAFSA) form.

## DEPENDENT STUDENT\*

If you answer **NO** to ALL of these questions, then you may be considered a dependent student and may be required to provide your parents' financial information when completing the FAFSA form.

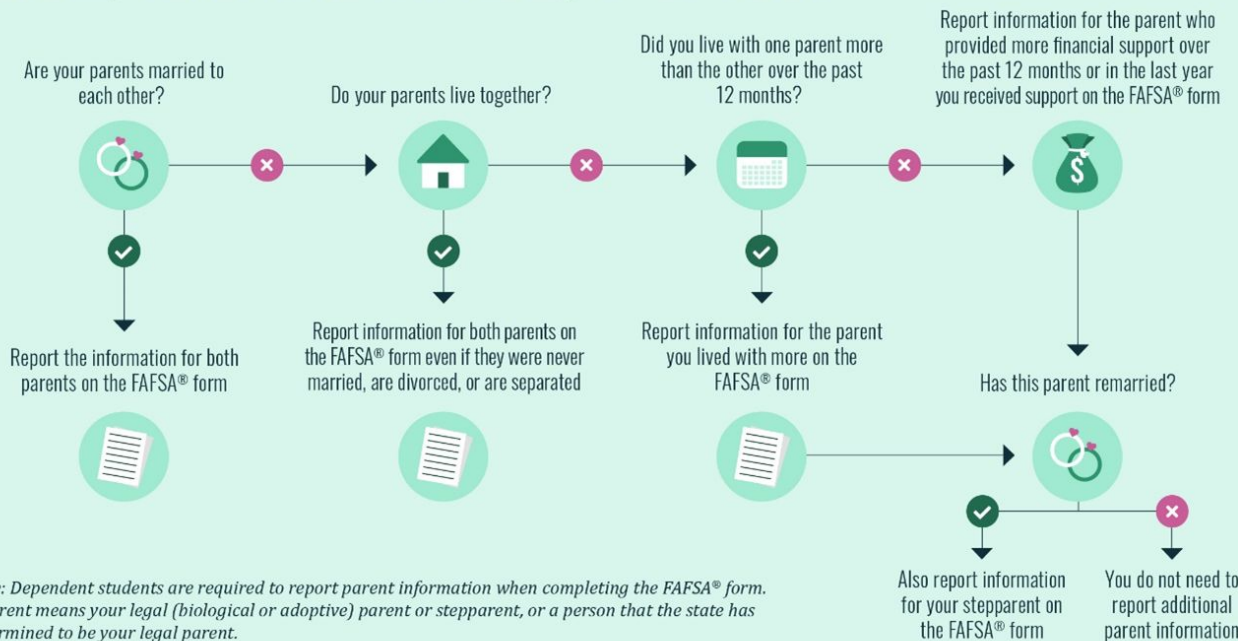


source: **Dependency Questionnaire**

<https://studentaid.gov/apply-for-aid/fafsa/filling-out/dependency>



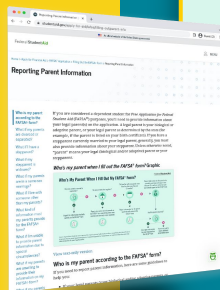
# Who's My Parent When I Fill Out My FAFSA® Form?



*Note: Dependent students are required to report parent information when completing the FAFSA® form. A parent means your legal (biological or adoptive) parent or stepparent, or a person that the state has determined to be your legal parent.*

source: **Reporting Parent Information**

<https://studentaid.gov/apply-for-aid/fafsa/filling-out/parent-info>





I've Submitted my FAFSA.  
***Now What?***



# What happens after completing the FAFSA?




Within 3 days to 3 weeks after completing the FAFSA your SAR (Student Aid Report) will be available.



# What happens after completing the FAFSA?

**Processed Information**

**Federal Student Aid FAFSA** 

Form Approved  
OMB No. 1845-0001  
App. Exp. 12/31/2019

[PREVIOUS](#) [PRINT THIS PAGE](#) [VIEW STUDENT AID REPORT \(PDF\)](#)

**2018-2019 Electronic Student Aid Report (SAR)**

The SAR summarizes the information you submitted on your 2018-2019 Free Application for Federal Student Aid (FAFSA).

Application Receipt Date:	10/01/2017	XXX-XX-0010 DE 03
Processed Date:	10/01/2017	EFC: 007912 *
		DRN: 4653

**Comments About Your Information**

Learn about [federal tax benefits for education](#), including the *American Opportunity Tax Credit (AOTC)*.

Based on the information we have on record for you, your EFC is 007912. You are not eligible for a Federal Pell Grant but you may be eligible for other aid. Your school will use your EFC to determine your financial aid eligibility for other federal grants, loans, and work-study, and possible funding from your state and school.

Your FAFSA has been selected for a review process called verification. Your school has the authority to request copies of certain financial documents from you and your parent(s).

We have forwarded your name to Selective Service for registration, as you requested.

There is a limit to the total amount of subsidized Federal student loans that you may receive. Visit <https://StudentAid.gov> and select Types of Aid/Loans for more information.

WHAT YOU MUST DO NOW (Use the checklist below to make sure that all of your issues are resolved.)

If you need to make corrections to your information, click 'Make FAFSA Corrections' on the 'My FAFSA' page using your FSA ID. If you need additional help with your SAR, contact your school's financial aid office or click the 'Help' icon on the FAFSA home page. If your mailing address or e-mail address changes, you can make the correction online.

## The SAR (Student Aid Report)

- It's like a "receipt" for what you entered in the FAFSA application.
- If your application is complete, an **Expected Family Contribution (EFC)** will be displayed.
- The SAR also contains a four digit **Data Release Number (DRN)**.
- Review your SAR carefully to make sure it is complete & correct.



# What happens after completing the FAFSA?



**EFC = Expected Family Contribution**

**COA = Cost of Attendance**

- The FAFSA uses a federal formula to calculate EFC.
- The EFC is an index that colleges use to determine how much financial aid you would receive if you were to attend their school.







# Verification

Verification is the process your college uses to confirm that the data reported on your FAFSA form is accurate.

## What is it?

Process your school uses to verify the information on FAFSA is accurate.

## How do I know?

Might see a note on SAR you've been selected for verification or school will notify you.

## What do I need to do?

School will request additional documentation that supports the information on your FAFSA. Do this by the DEADLINE!

## Is this bad?

No-some schools verify all students. Other students are selected random.



# Key Changes...

...impacting the future FAFSA  
(2024-2025):

- 108 questions to 36 questions
- EFC (Expected Family Contribution) will be renamed SAI (Student Aid Index)
- **Pell Grant Eligibility** will be expanded







# Poll

To what degree do you feel confident about **completing the FAFSA form** for your student?

1	2	3	4	5
I am feeling unsure about the financial aid process, and I'm feeling nervous.		Part of me is feeling unsure. I want to fill it out, but don't know where to start.		I am confident about what documentation to have and will be able to complete this application.



# Extra Resources:

## Other Resources:

- [Federal Student Aid YouTube Channel](#)
- [\(TwoCents Video\) The Best Way to Apply for Student Aid](#)
- [How to Review and Correct Your FAFSA Application](#)
- [Reviewing your SAR](#)

## FAFSA Changes:

- [FAFSA Simplification Pushed Back 1 Year](#)
- [What To Know: New FAFSA Changes](#)
- [Summary of 2023-2024 FAFSA Changes](#)



# Links

	TITLE/LINK	RESOURCE TYPE	SOURCE
1	<a href="#">Completing the FAFSA: Everything You Should Know</a>	Article	U.S. News
2	<a href="#">FAFSA Application</a>	Article	FSA
3	<a href="#">FAFSA Overview</a>	Video	FSA
4	<a href="#">The FAFSA Application (Online Version)</a>	Form	FSA
5	<a href="#">Filling Out the FAFSA Form</a>	Article	FSA
6	<a href="#">If I want to apply to more than ten colleges, what should I do?</a>	Article	FSA
7	<a href="#">FAFSA: Determining Your Dependency Status</a>	Video	FSA
8	<a href="#">Dependency Status</a>	Article	FSA
9	<a href="#">Who's My Parent When I Fill Out My FAFSA?</a>	Infographic	FSA
10	<a href="#">Example Student Aid Report</a>	Form	FSA
11	<a href="#">FAFSA Simplification Pushed Back 1 Year</a>	Article	savingforcollege.com



# We're here for you!

**Email:**

help@myschool.org

**Call:**

Arizona	Colorado
602-641-8220	720-713-1916





**Thank You!**

