

# Partnering Effectively with Teachers – Checklist

## □ Attend Live Sessions Every Week

### □ Email your teacher with specific questions beforehand

example: "Will you be able to review #6 on the Graphing Polynomials Assignment?"

### □ Attempt to answer the teacher's questions during the live session

### □ Ask questions

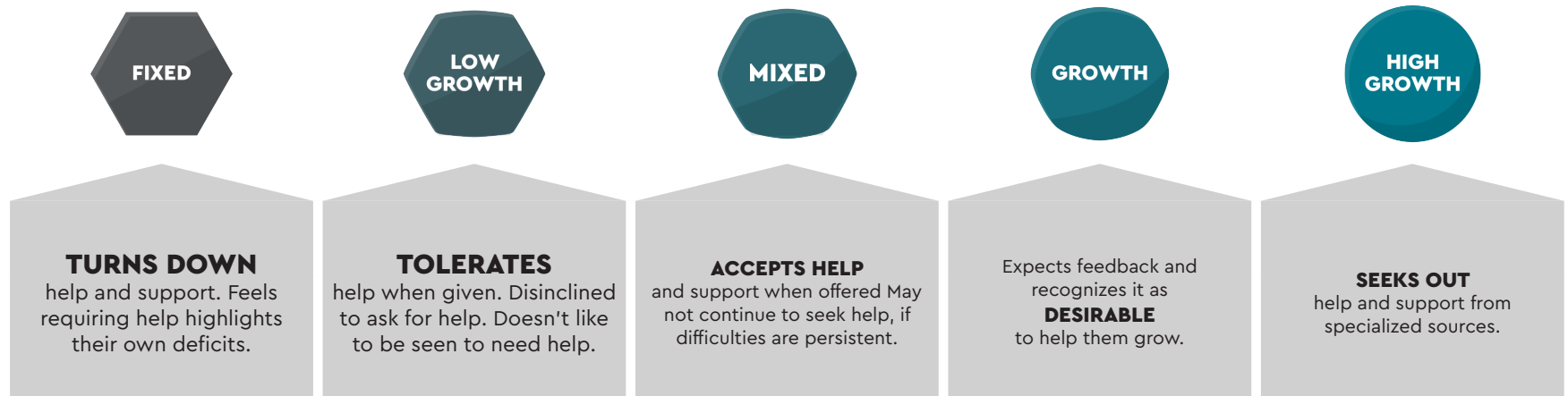
example: "Can you show that one more time?"

"Where did you find that information?"

"What steps should I follow?"



Offered  
Help &  
Support



# Partnering Effectively with Teachers – Checklist

## □ Attend Office Hours Every Week

- Email your teacher with a specific question beforehand, including what you do understand

example: "I think that I understand the difference between mass and weight. I am having a difficult time understanding the differences between mass, volume, and density. Can we talk through that together during my office hours appointment with you?"

- Tell your teacher what you have already tried to address the misunderstanding

examples: "I re-read the mass, volume, and density lesson."

"I took notes about the mass, volume, and density lesson."

"I tried to rephrase my notes in my own words when talking about the lesson with my Learning Coach."

"I watched the mass, volume, and density videos that you included."

- Ask questions

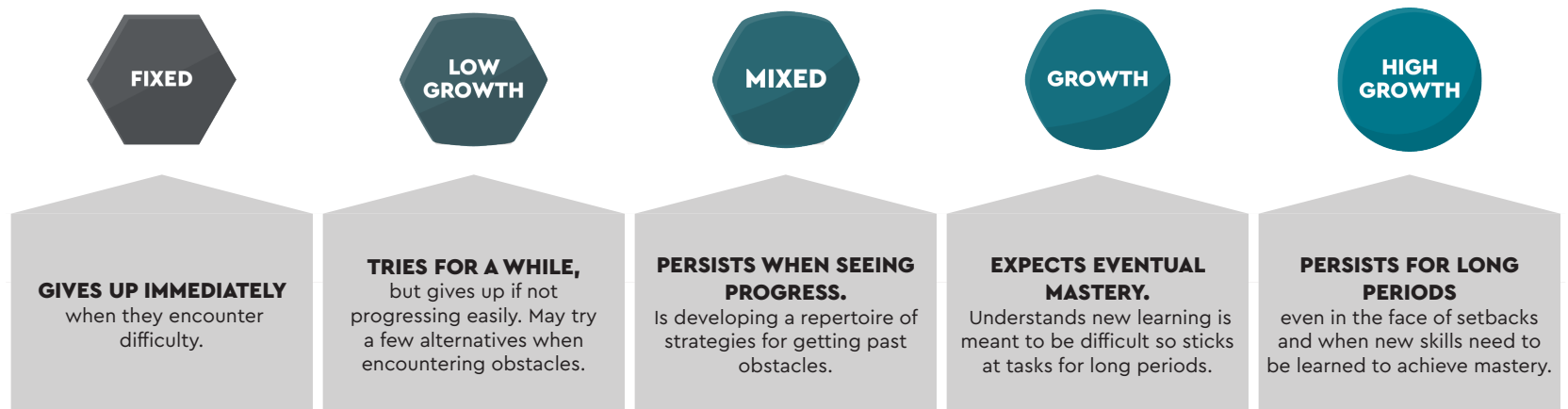
examples: "Can you show that one more time?"

"Where did you find that information?"

"What steps should I follow?"



### Encountering Difficulty & Obstacles



# Partnering Effectively with Teachers – Checklist

## □ Request Additional Feedback

### □ Share what you understand from the feedback

example: "Thanks for letting me know that I included good examples of themes and conflict in my essay."

### □ Ask a specific question

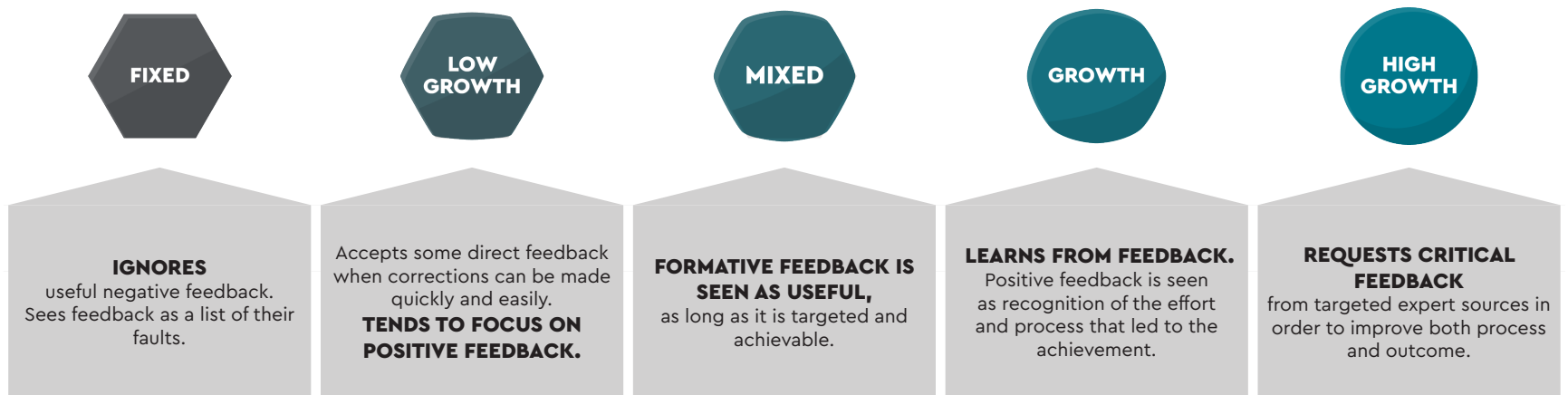
example: "Your feedback said that I should support my thinking with evidence. What would that look like?"

### □ Try out the feedback & follow up

example: "I used the example that you shared with me and updated my essay to include evidence to support my thinking. Will you please check to see if I'm on the right track?"



Feedback  
&  
Criticism



# Partnering Effectively with Teachers – Checklist

## □ Set Mini Goals

### □ Describe the goal

example: "I want to earn a passing grade on my next social studies quiz."

### □ Assign a timeline

example: "I will take my next social studies quiz on (insert date)"

### □ Outline the steps that you will take to meet the mini goal

examples: "I will re-read the lesson and take notes."

"I will review the assignment to make sure that I know what is most important."

"I will talk about the key points with my Learning Coach."

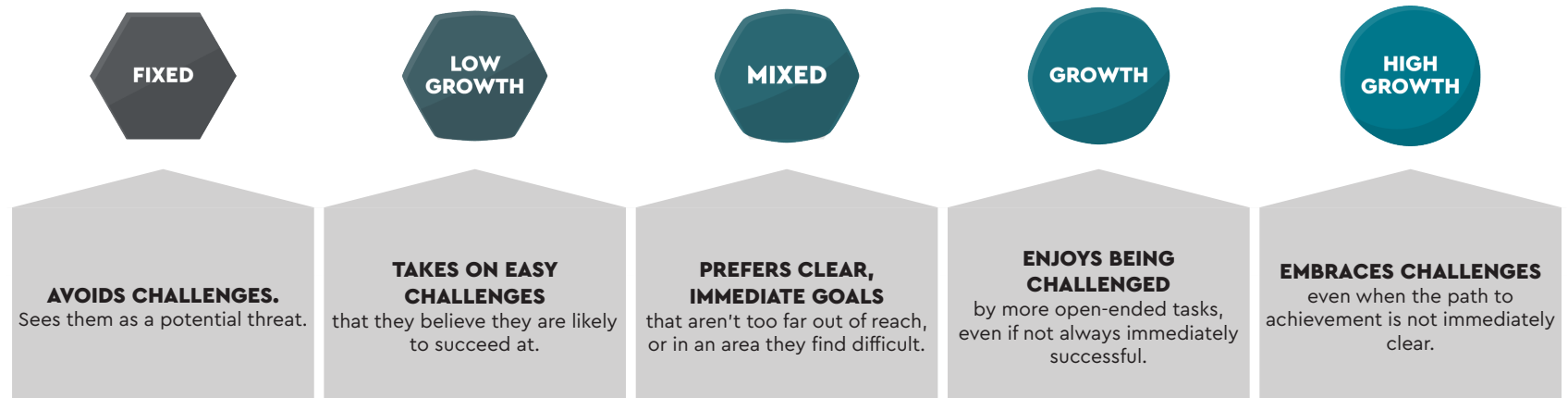
### □ Reflect on the progress

examples: "Which steps seemed to help you the most?"

"What are you still learning?"



## Challenges



# Partnering Effectively with Teachers

More resources at:

[myschool.org/SmartStart](https://myschool.org/SmartStart)

